


KONAMI®

SNS-6 S-USA

How to play

SUNSETRIDERS

The cover art for the 'Sunset Riders' instruction booklet depicts a dynamic Western scene. In the foreground, a cowboy in a blue shirt and brown hat is riding a brown horse, brandishing a revolver. Behind him, another cowboy in a purple shirt and hat is also on horseback, holding a gun. The background shows a chaotic town square with other figures, including a man in a red shirt and a man in a green shirt, all set against a dramatic, sunset-colored sky. The title 'SUNSETRIDERS' is prominently displayed in a stylized, colorful font across the middle of the scene.

INSTRUCTION BOOKLET

SUPER NINTENDO
ENTERTAINMENT SYSTEM

EmuMovies

WARNING! PLEASE READ THE ENCLOSED CONSUMER INFORMATION AND PRECAUTIONS BOOKLET CAREFULLY BEFORE USING YOUR NINTENDO® HARDWARE SYSTEM OR GAME PAK.

Konami (America) Inc. Limited Warranty

Konami (America) Inc. warrants to the original purchaser of this Konami software product that the medium on which this computer program is recorded is free from defects in materials and workmanship for a period of ninety (90) days from the date of purchase. This Konami software program is sold "as is," without express or implied warranty of any kind, and Konami is not liable for any losses or damages of any kind resulting from use of this program. Konami agrees for a period of ninety (90) days to either repair or replace, at its option, free of charge, any Konami software product, postage paid, with proof of date of purchase, at its Factory Service Center. This warranty is not applicable to normal wear and tear. This warranty shall not be applicable and shall be void if the defect in the Konami software product has arisen through abuse, unreasonable use, mistreatment or neglect. **THIS WARRANTY IS IN LIEU OF ALL OTHER WARRANTIES AND NO OTHER REPRESENTATIONS OR CLAIMS OF ANY NATURE SHALL BE BINDING ON OR OBLIGATE KONAMI. ANY IMPLIED WARRANTIES APPLICABLE TO THIS SOFTWARE PRODUCT, INCLUDING WARRANTIES OF MERCHANTABILITY AND FITNESS FOR A PARTICULAR PURPOSE, ARE LIMITED TO THE NINETY (90) DAY PERIOD DESCRIBED ABOVE. IN NO EVENT WILL KONAMI BE LIABLE FOR ANY SPECIAL INCIDENTAL OR CONSEQUENTIAL DAMAGES RESULTING FROM POSSESSION, USE OR MALFUNCTION OF THIS KONAMI SOFTWARE PRODUCT.**

Some states do not allow limitations as to how long an implied warranty lasts and/or exclusions or limitations of incidental or consequential damages so the above limitations and/or exclusions of liability may not apply to you. This warranty gives you specific rights, and you may also have other rights which vary from state to state.

Konami (America) Inc.
900 DEERFIELD PARKWAY
BUFFALO GROVE, IL 60089-4510
708-215-5111

LICENSED BY



NINTENDO, SUPER NINTENDO ENTERTAINMENT SYSTEM, AND THE OFFICIAL SEALS ARE REGISTERED TRADEMARKS OF NINTENDO OF AMERICA INC.
©1991 NINTENDO OF AMERICA INC.



THIS OFFICIAL SEAL IS YOUR ASSURANCE THAT NINTENDO HAS APPROVED THE QUALITY OF THIS PRODUCT. ALWAYS LOOK FOR THIS SEAL WHEN BUYING GAMES AND ACCESSORIES TO ENSURE COMPLETE COMPATIBILITY WITH YOUR SUPER NINTENDO ENTERTAINMENT SYSTEM. ALL NINTENDO PRODUCTS ARE LICENSED BY SALE FOR USE ONLY WITH OTHER AUTHORIZED PRODUCTS BEARING THE OFFICIAL NINTENDO SEAL OF QUALITY.

Howdy pardner!

Thanks for pickin' up this here video game. We at Konami have rustled up a wild, rowdy version of our hit arcade game **Sunset Riders™**. Before you strap on your shootin' irons, we reckon you oughta read this instruction booklet completely to get the most doggone enjoyment you can from this Super NES™ game pak.

Table of contents

Introduction	4
How to play	5
The Option screen	5
Select a character	7
The game screen	7
Controls	8
Hints & tips	9
The bonus level	9
Sample screen shots	10
Consumer support	11
Warranty information	11

Saddle up, Hombre!

The dusty badlands of the Wild West are crawling with more than just snakes, scorpions and prairie dogs. There are lowdown cheatin' vermin like the bandito Poco Loco, the bankrupt banker Simon Greedwell, and the dapper English diablo Sir Richard Rose. Each of these no account lowlifes has a hefty price on his head. It will take a brave bounty hunter to ride out and bring peace to the valley. Fortunately, Steve, Billy, Bob and Cormano are just the men to form a posse and corral these corrupt cowardly crooks.



Steve



Billy



Bob



Cormano

How to hunt varmints

In the game, you control one of the bounty hunters. You'll have to avoid enemy attacks and traps. Eating a bullet from an enemy's gun will bring a quick end to your attempt to save the West.

Insert the game pak into the Super NES, then switch on the power. Press START when the title screen appears. Use the control pad to highlight 1 PLAYER, 2 PLAYER or OPTIONS, then press the START button again to select that choice.

The Option screen

You can use the Options to change the control settings and some game settings. Press the control pad up/down to highlight an option. Press the B button to switch an option.

LEVEL ... The difficulty level can be adjusted for EASY, NORMAL or HARD play.

CONTROL ... Change the controller setting for (Player 1 or 2) by pressing the button you want for that option. For example, if you are Player 1 and you want the X button to control your character's jumping, then highlight **Jump** below and press your controller's X button.

SHOTChanges the setting of the shot button.

JUMPChanges the setting of the jump button.

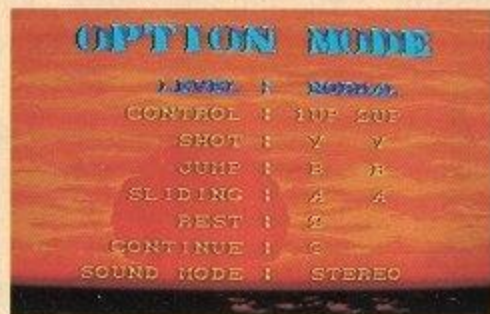
SLIDINGChanges the setting of the sliding button.

RESTChange the number of "lives" you get.

CONTINUEChange the maximum number of times Continue can be used.

SOUND MODE ...Select the sound mode: Monaural or Stereo.

EXITSelect to leave the Option screen.



Option Screen

Form a posse


Choose the character you want to control with the control pad. Press any button to select your choice.

- Steve
- Billy
- Bob
- Cormano

Note: If you start on 1 player mode, a second player can still join in at any time by pressing the START button on the second controller.

The game screen

This here's where you play. Ya got yer points, life bars and number of lives remainin' all on this screen, as well as yer good guys an bad guys.

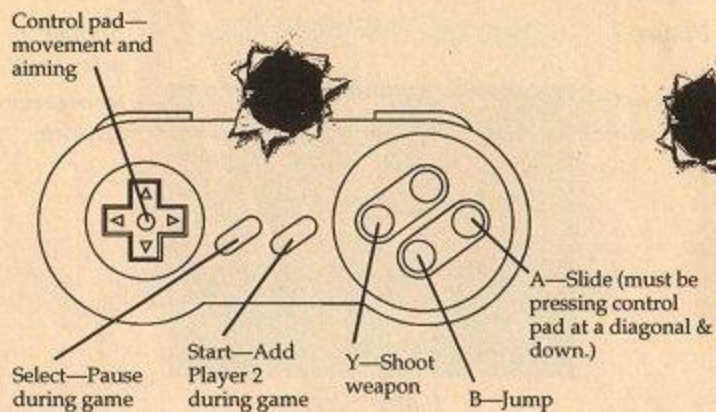


Game Screen

How the West can be won

The control pad is used to move and to aim your weapons. Press it in the direction you want to move or shoot. The default settings are:

- Press the B button to jump.
- Press diagonal-down and left or diagonal-down and right on the control pad while you press the A button to slide.
- Press the Y button to shoot your weapon.
- Press the SELECT button to pause the game during play.
- Press START to add a second player during the game. Also used in character selection and option screens.



PSSST! Here's some hints 'n' tips, amigo!


- Y'all can pick up them there sticks of dynamite and pitch 'em back—but hurry before they blow up in your hands! Here's how ya do it:
 - Walk over the stick of dynamite to pick it up.
 - Press the control pad in the direction ya wanna toss the dynamite, then press the *shoot* button. A big exclamation point appears right before the dynamite is gonna blow up.
- You can jump onto rooftops by holding the control pad up and pressing the *jump* button.
- Try going into buildings for extra bonuses. Simply press up on the control pad when you are standing in front of a door.
- There are a couple of Sheriff's badges which can boost yer guns: One gives ya some wild rapid firin' guns and the other gives ya a second gun so's you can shoot in two directions.

The bonus level

Here's a good way to make a few quick pieces of gold. This level appears a few times in the game. It's yer basic shootin gallery-type thing. Use the control pad to point the aimin doohickey at the bad guys that pop up, then press the shoot button to blast 'em. You'll see yer score after the stage ends. In 2 player mode, the fastest gun wins the bucks.



Sample screen shots



Level 1



Level 2



Level 3



Level 4



Level 5



Level 6

Consumer support

If you feel lost, or just need a boost, don't worry! There is help available. You can try our Game Hint and Tip Line.

Konami Game Hint and Tip Line:

1-900-896-HINT (4468)

- ▣ 70¢ per minute charge
- ▣ Touch tone phone required
- ▣ Minors must have parental permission before calling

Warranty information

If you experience technical problems with your **Sunset Riders™** game pak, try our Warranty Services number:

(708) 215-5111

KONAMI®

900 Deerfield Parkway
Buffalo Grove, IL 60089-4510

Sunset Riders™

Konami Game Hint and Tip Line:

1-900-896-HINT (4468)

- ☐ 70¢ per minute charge
- ☐ Touch-tone phone required
- ☐ Minors must have parental permission before calling



KONAMI®

900 Deerfield Parkway
Buffalo Grove, IL 60089-4510

Sunset Riders™ is a trademark of Konami (America) Inc.

Konami® is a registered trademark of Konami Co., Ltd.

©1993 Konami (America) Inc. All rights reserved.